

MEMORANDUM

TO: Jay T. Akridge, PhD
Provost and Executive Vice President for Academic Affairs and Diversity

FROM: Ronald Elsenbaumer
Chancellor



DATE: November 18, 2020


RE: Masters in Music Therapy (MMT)

The faculty of the School of Music, the College of Visual and Performing Arts, the University's Graduate Subcommittee, and the Faculty Senate fully support the new degree proposal for the Masters in Music Therapy (MMT). The MMT request has the full support of the Dean and the Vice Chancellor for Academic Affairs and Enrollment Management.

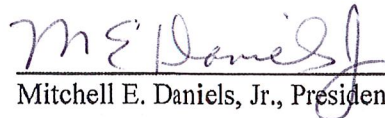
Purdue University Fort Wayne requests the approval for the new degree proposal.

Approval Recommended:

Approved:



Jay T. Akridge, Provost and Executive
Vice President for Academic Affairs
and Diversity



Mitchell E. Daniels, Jr., President

cc: Carl N. Drummond, Vice Chancellor for Academic Programs and Enrollment Management
John O'Connell, Dean

**PURDUE UNIVERSITY BOARD OF TRUSTEES
EXECUTIVE SUMMARY DEGREE PROPOSAL TEMPLATE**

When this form is complete, please save with tables as separate attachment.

DATE: 12/1/2020
TO: Board of Trustees
FROM: Terri Swim, Primary Contact, (260) 481-6442; swimt@pfw.edu
CC: David Steffens, Secondary Contact, (260) 481-6726; steffedj@pfw.edu
SUBJECT: Master of Music Therapy (MMT)

CAMPUS OFFERING DEGREE: Fort Wayne

ANTICIPATED START DATE: Fall, 2021

1. IS THE DEGREE RESIDENTIAL, HYBRID, OR ONLINE?

IF ONLINE, RATIONALE FOR GOING THROUGH SPECIFIC PURDUE CAMPUS—PWL, PFW, PNW, PG

This is a hybrid program with approximately 8 hours per course credit hour of face-to-face instruction in a retreat format, and the balance in online instruction.

2. BRIEF OVERVIEW OF DEGREE/WHY IS THE DEGREE NEEDED?

This proposed Master of Music Therapy (MMT) program academically and clinically prepares the student for board certification as a music therapist through the Certification Board for Music Therapists (CBMT) and entry into the healthcare field as a clinical music therapist with advanced level clinical skills. To this end, specific objectives for the program include: the development of a professional level of competency, as defined by the American Music Therapy Association, Inc., in the assessment, treatment and evaluation of infants, children, adolescents, and adults in music therapy within a healthcare context; the development of advanced level clinical skills in either 1) Music Therapy and Integrative Medicine, or 2) Music Therapy for Infants, Children, and Adolescents; and, the acquisition of knowledge of current research literature in music therapy and related fields and of skill in clinically-based research. In addition, the program will also serve professional music therapists prepared at the undergraduate level who wish to expand their clinical music therapy skills to an advanced level. For these students, the curriculum will be adjusted to reflect the skills and clinical experience that have already been demonstrated through the undergraduate degree and any subsequent professional clinical practice.

The primary rationale for instituting this degree program revolves around employers who are increasingly showing preference in hiring to those music therapists with a master's degree. A number are indicating in job postings that a master's is required. As master's level-preferred positions have increased, there has also been a great increase in prospective students calling to ask about a master's degree program at Purdue University Fort Wayne. Additionally, our own undergraduate music therapy graduates inquire regularly about our offering a Master of Music Therapy program. A number of these alumni have gone elsewhere to pursue graduate music therapy study since it is not currently available here. A master's program will also increase the number of international students who will potentially apply to Purdue University Fort Wayne since advanced education and training and board-certification in the U.S.A. is highly valued in many European and Asian countries.

3. BRIEF EVIDENCE OF FEDERAL, STATE, AND REGIONAL LABOR MARKET NEED

There is currently a wait-list for Medicaid waiver approved music therapy services in the state of Indiana due to a lack of approved providers. With the specialization track of Infants, Children and Adolescents, graduates of this program will be among the most qualified to take these types of open positions, as well as positions with service providers that require specialized training in child development. Information about the numbers of individuals approved for Medicaid waiver services is available in the Monthly Enrollment Reports, (<https://www.in.gov/fssa/ompp/4881.htm>).

With the expansion of medical services in northeast Indiana (e.g., the introduction of IU Health into the existing healthcare systems), it is reasonable to expect that competition between these systems will increase the need for highly qualified healthcare providers. Music therapists trained at the undergraduate level are not prepared to do the type of work that specialized medical services require; however, music therapists with advanced clinical skills developed at the graduate level will be properly trained and ready to provide services in highly skilled areas such as organ transplant units, cardiac care, oncology, and in hospice services. The specialization track of Integrative Medicine will provide this level of training.

While it does not provide projections for future need, the historical work force analysis published yearly by the American Music Therapy Association, Inc. (AMTA) demonstrates the growing demand for graduate-level training in music therapy. The following table shows the continued trend of increased graduate training and job availability:

Comparison of Work Force Analysis Data from the American Music Therapy Association, Inc.				
National		2017	2012	2007
Membership:	Non-degree (student)	3.5%	10%	29%
	Bachelor's	46.8%	47%	45%
	Master's	42.8%	36%	21%
MT Positions:	Newly created	98	66	49
	New private practice	5	13	13
	Eliminated	10	51	3

AMTA members with a bachelor's degree have held relatively stable over the years, but the number of those with graduate degrees has nearly doubled in the same time. Simultaneously, the growth of music therapy positions has steadily continued. Even in 2012 when the economy was recovering from the previous several years, and when the healthcare market was reacting to the Affordable Care Act, there were still more jobs created than lost. Considering that there are barely more than 10,000 music therapists worldwide, and approximately 5000 music therapists in the United States, these are significant increases in available music therapy positions.

4. COSTS

A. Tuition and Fees—In-state and out-of-state

	Tuition	Differential Credit Hour Fees
In-state:	\$352.98/credit hour	\$31.57
Out-of-state:	\$798.98/credit hour	
International:	\$830.55/credit hour	

B. Profit-Loss summary
Enrollment and Budget Tables spreadsheet (Tab 2)

Attached

C. Enrollment Projection
Enrollment and Budget Tables spreadsheet (Tab 3)
Attached

5. LIST OF SIMILAR DEGREES IN THE PURDUE SYSTEM AND DISTINCTIVE ELEMENTS FOR THIS DEGREE

Currently, there are no programs in Indiana that offer an MMT degree, specifically, nor that have the specialized clinical tracks offered by this proposed program. Both programs listed here are AMTA approved programs, and both lead to eligibility to sit for the national board certification exam.

Indiana University – Purdue University Indianapolis offers a Master of Science in Music Therapy (MSMT) degree program, which focuses on music technology and research in music therapy. It includes only limited clinical training and does not offer an advanced clinical focus. The proposed program at Purdue Fort Wayne provides the only clinically-oriented advanced music therapy training available at a public institution in Indiana and will prepare students to work in healthcare settings with specialized focus in treatment for infants, children and adolescents, or in integrative medicine.

St. Mary-of-the-Woods College, Terre Haute, offers a Master of Arts Degree in Music Therapy (MAMT), which includes general music courses at the graduate level and courses in other related areas. The SMWC degree program includes some clinical training but does not offer specialized clinical tracks. While some counseling courses are offered, the degree is non-specific in nature. They offer the degree program in a hybrid format, allowing working students to pursue the degree. In contrast, the proposed program at Purdue Fort Wayne offers a heavy clinical focus in specialized areas, and with the MMT designation, allows up to 100% of course work to be in music therapy, as well as the hybrid format.


6. COMPETITIVE DEGREES – BRIEF SUMMARY

Similar Degree Programs at Universities Outside Indiana


University	Location	Degree Offered	Format	Specialized Tracks
University of Dayton	Dayton, OH	MMT	Hybrid	Yes
Augsburg University	Minneapolis, MN	MMT	Hybrid	Yes
Radford University	Radford, VA	MMT	Traditional	No
Temple University	Philadelphia, PA	MMT	Hybrid	No

Recommended Approval:

Approved:

 12/9/20

Jay T. Akridge Date
Provost and Executive Vice President for
Academic Affairs and Diversity



Mitchell E. Daniels, Jr. Date
President

Table 2
Program Revenue and Expenditure Summary

Board of Trustees Table
Purdue FTW Campus
Master of Music Therapy Degree Program

	Year #1 FY 2021	Year #2 FY 2022	Year #3 FY 2023	Year #4 FY 2024	Year #5 FY 2025
Total Incremental Revenue*	\$ 68,025	\$ 136,064	\$ 204,096	\$ 221,104	\$ 229,608
Total Expenditures	\$ 63,610	\$ 119,720	\$ 158,208	\$ 158,208	\$ 158,208
Projected Program Surplus/(Deficit)**	\$ 4,422	\$ 16,344	\$ 45,888	\$ 62,896	\$ 71,400

*Based on the anticipated number of *new* students to campus; transfers or existing students are not included. Projected incremental revenue is based on the current *full-time, resident* tuition and fees approved by the Bursar.

**Projected surplus/deficit is an aid to identify potential new University revenue, anticipated program costs, and degree substantiality. This does not represent any type of funding request.

Table 3
Projected Headcount and FTE Enrollment and Degrees Conferred (Questions #6)

Board of Trustees & ICHE Table
Purdue FTW Campus
Master of Music Therapy Degree Program

	Year #1 FY 2021	Year # 2 FY 2022	Year # 3 FY 2023	Year # 4 FY 2024	Year # 5 FY 2025
Enrollment Projections (Headcount)	10	20	30	34	30
Enrollment Projections (FTE)	8	16	24	26	27
Degree Completions Projection	0	0	6	8	10

CHE Code: 12-XX
Campus Code: XXXX
County: XXXX
Degree Level: XXX
CIP Code: Federal - 51.2305; State - 000000